



ISD Virtual Learning

# 8th Grade Social Studies

May 4, 2020



## 8th Grade Social Studies

Lesson: 31

**Objective/Learning Target:**


**I can explain the events of the Battle of Gettysburg.**

# Materials you will need for this lesson

During this lesson you will be asked to complete the activities listed on the right.

Please make sure you have a piece of paper and a pen/pencil to record your thinking as you navigate through the lesson.

1. Warm-Up
2. Activity
3. Practice
4. Reflection



## Warm Up

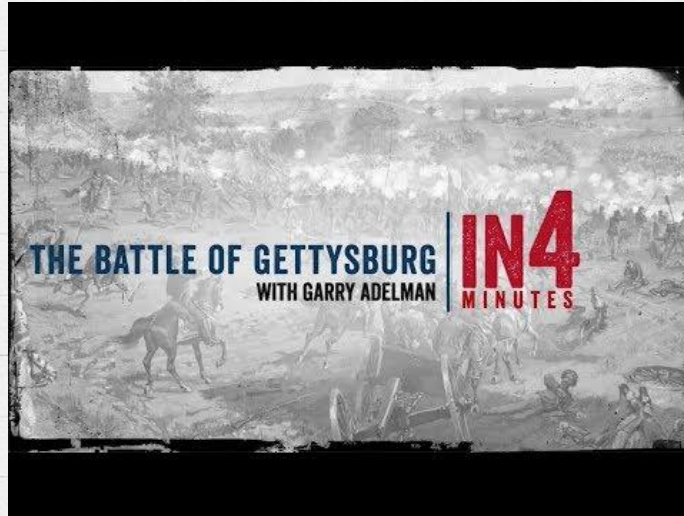
**Background:** The Battle of Gettysburg, was fought from July 1 to July 3, 1863, it is considered the most important engagement of the American Civil War. After a great victory over Union forces at Chancellorsville, General Robert E. Lee marched his Army of Northern Virginia into Pennsylvania in late June 1863.





# Warm Up

**Background:** As you listen to the 4 minute video about the Battle of Gettysburg write 3-5 important things to know about the Battle?



## Warm Up

**Background:** As you listen to the 4 minute video about the Battle of Gettysburg write 3-5 important things to know about the Battle?

**What your teacher was thinking:**

1. Gettysburg troops bumped into each other.
2. Intense Fight
3. 30,000 Confederate troops out flanked the 18,000 Union troops.





# Lesson Activity

As we learn more about the Battle of Gettysburg we are going to look at this day by day by using the Battle of Gettysburg Interactive Map. As you navigate through the battle you will be using the controls on the map located on the left of the map.


[Battle of Gettysburg Interactive Map](#)

Dates and times to make note of during your Interactive Activity:

July 1, 1863 at 12 p.m.

July 2, 1863 at 9:00 a.m.

July 3, 1863 at 8:00 a.m.



# Lesson Activity

Now that you have had a chance to use and navigate through the interactive Map and learn a little bit more about the Battle of Gettysburg. You will now choose 2 more important time during the Battle that you view important to add into your notes. They need to be different than the ones you have already take notes over.

What your teacher was thinking:

July 1, 1863 @ 12pm- Ewell decided to attack. **Lieut. Gen. Richard S. Ewell** and **Maj. Gen. Robert E. Rodes** rode down the ridge of Oak Hill toward the battle. They saw one Union cavalry brigade to the east, a small threat compared to their much larger force and **Maj. Gen. Hill's** Confederate 3rd Corps approaching down the Chambersburg Pike. The moment was ripe, the Confederates' position ideal, to attack the Yankee infantry's weak right flank.



# Lesson Activity

Now that you have had a chance to use and navigate through the interactive Map and learn a little bit more about the Battle of Gettysburg. You will now choose 2 more important time during the Battle that you view important to add into your notes. They need to be different than the ones you have already take notes over.

What your teacher was thinking:

July 2, 1863 @ 9 am- Lee decides to launch a major attack.

Early on July 2, Confederate scouts reported, erroneously, that there was no Federal presence around the two large hills south of Gettysburg called the Round Tops. They missed several thousand Union troops that were in the vicinity until dawn. Lacking his cavalry "eyes" and unable to see Union troops that had gathered in the night, Lee decided to strike the Union's vulnerable left flank, the far end of the "fishhook" descending from Cemetery Hill. He intended to land the blow before the rest of Meade's army arrived.

# Lesson Activity

Now that you have had a chance to use and navigate through the interactive Map and learn a little bit more about the Battle of Gettysburg. You will now choose 2 more important time during the Battle that you view important to add into your notes. They need to be different than the ones you have already take notes over.

What your teacher was thinking:

July 3, 1863 @ 8 am- Lee commits to Pickett's charge. **Lee** and his second in command, **Lt. Gen. James Longstreet**, surveyed the Union line from a ridgeline at the south end of the battlefield. Confident that his soldiers could pierce that long, thin line near its center, **Lee** planned a frontal assault to be led by **Gen. George Pickett**. Still hidden from his sight were portions of the late-arriving Federal forces and the strategic advantage of the Union's compact position, where officers could deploy units quickly in response to attack.

# Practice- Annotated Timeline

- Now that you have your "Top 5" major events of the Battle of Gettysburg you will be creating an annotated timeline of those events.

Things you will need to include in your annotated timeline:

1. Title
2. Timeline
3. Dates and times that are chronological
4. Top 5 events of Gettysburg with description and illustration
5. No color needed but you may add color if you wish
6. Be creative







# Reflection

Explain how the events of what happened at Gettysburg had an impact on the Civil War?



BATTLE OF CHICKAMAUGA.